



**TECHNICAL SPECIFICATIONS  
FOR THE  
YOUNES AND SORAYA NAZARIAN CENTER  
FOR THE PERFORMING ARTS**

18111 Nordhoff St  
Northridge, CA 91330  
(818) 677-8800  
[www.thesoraya.org](http://www.thesoraya.org)

**CLICK HERE FOR A VIRTUAL TOUR**

## Table of Contents

<b>General .....</b>	<b>3</b>	<b>Lighting.....</b>	<b>13</b>
Contact Information .....	3	Power.....	13
Loading Dock .....	4	Control Booth .....	13
Parking.....	4	Light Plot.....	13
Stage Layout .....	4	Spot Lights .....	13
Site Map .....	5	Dimmers .....	14
Backstage .....	6	Inventory .....	15
<b>House and Lobby.....</b>	<b>6</b>	<b>Audio .....</b>	<b>15</b>
Seats and Sections.....	6	Mixing Consoles & Mix Positions.....	15
Lobby Levels .....	6	Main Audio Array.....	16
ADA Information .....	6	Stage Monitoring.....	16
General Seating Map.....	7	Power.....	16
<b>Stage .....</b>	<b>8</b>	Microphone Inventory.....	17
Stage Dimensions .....	8	Routing & System Management.....	19
Stage Floor.....	8	Auxiliary Equipment .....	19
Marley Flooring (Black) .....	8	Playback Devices.....	19
Pipe and Drape.....	8	Recording Devices .....	19
Orchestra Pit.....	9	IR Audience Listening System .....	20
Orchestra Shell .....	9	Production Communications .....	20
Risers, Tables, Chairs, Stands, etc.....	10	<b>Video and Projections .....</b>	<b>20</b>
<b>Rigging .....</b>	<b>10</b>	Projector .....	20
General Information.....	10	Routing .....	20
Soft Goods / Drapery.....	11	Screen .....	20
Fire Curtain.....	11	Video Monitor System .....	21
Loading Bridge.....	11	<b>Other .....</b>	<b>21</b>
Chain Hoists.....	11	Pianos .....	21
Pin Rail.....	11	Dressing Rooms .....	21
Lineset Schedule.....	11	Zev Rehearsal Room .....	21
		Green Room.....	22
		Production Office & Warmup Room.....	22

# General

## Contact Information

### Production Inquiries:

Hans Weichhart  
Director of Production  
[hans.weichhart@csun.edu](mailto:hans.weichhart@csun.edu)  
(818) 677-8827

Erica Angarano-Majcher  
Production Administrator  
[erica.angarano@csun.edu](mailto:erica.angarano@csun.edu)  
(818) 677-8816

### Facility Rental Inquiries:

Lauren Welsh  
Events Coordinator  
[lauren.welsh@csun.edu](mailto:lauren.welsh@csun.edu)  
(818) 677-8824

### Film/Licensing Inquiries:

Merilyn Michel  
Licensing Manager  
[licensing@csun.edu](mailto:licensing@csun.edu)  
(818) 677-2628



## Loading Dock

- The loading dock is located off Lindley Ave.
- Two (2) truck dock at standard 46" height
- Dock is at stage level.
- Loading door dimensions: two (2) @ 10'w x 12'h
- Push to stage: approximately 50'
- Each dock has a leveler plate.
- 200A company switch with two (2) 50A shore power outlets
- Loading dock gate will be closed unless production is in for the day. Please make arrangements for after hour trucks and deliveries.



## Parking

Bus parking is available in either the truck dock, or along the south side of the building. There is up to 150' of parking available along the white curb.

- Parking can be done in any student lot for \$9.50/day. Permits are good until midnight. The nearest lots are B1 and G3.
- Please see the following for a map of the campus: <https://www.csun.edu/csun-maps>

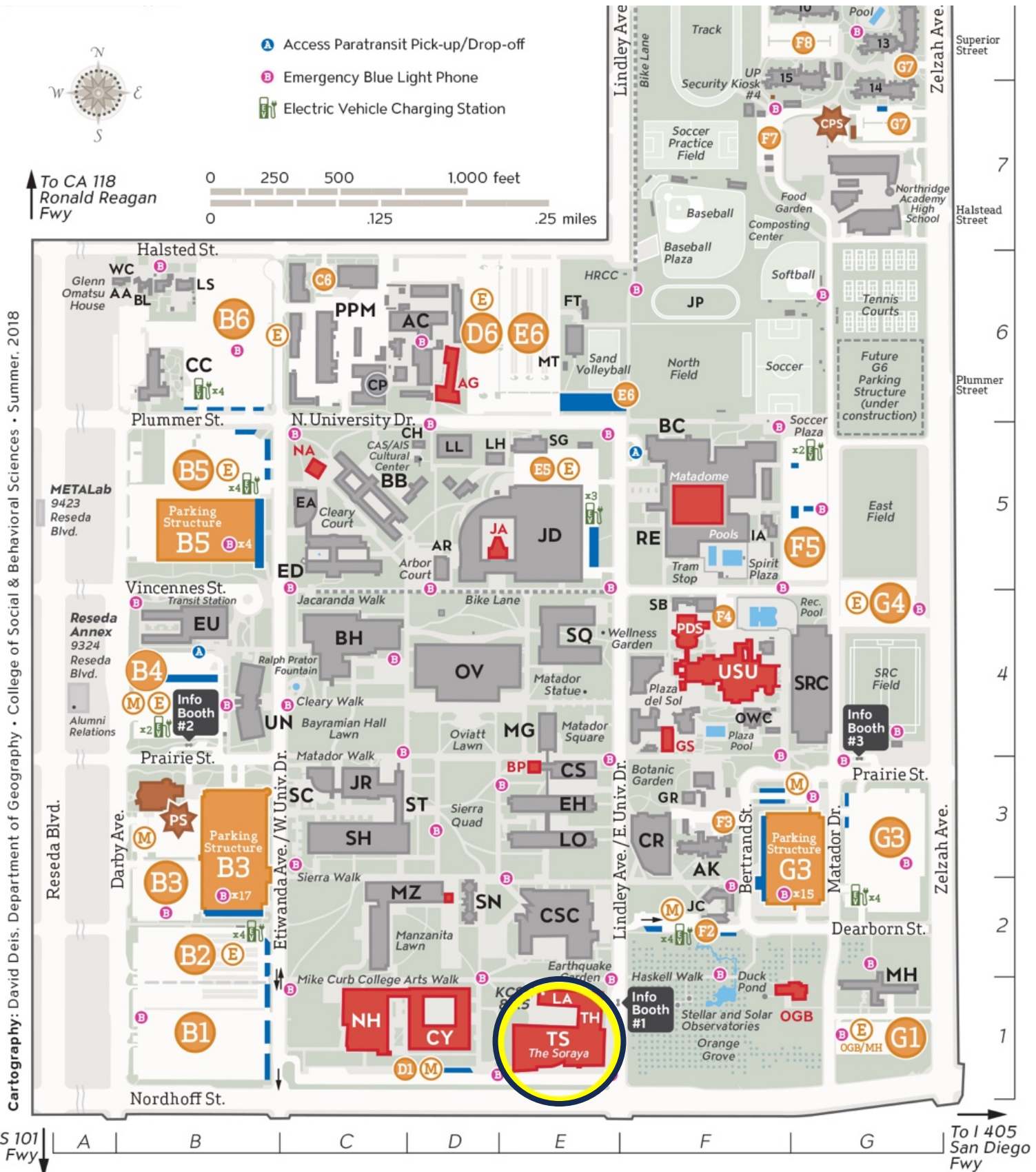
## Stage Layout

Drafting Package available upon request.



LINDLEY AVE.

Site Map



Cartography: David Deis, Department of Geography • College of Social & Behavioral Sciences • Summer, 2018

## Backstage

- Artist Entrance is located on the east side of the building, south of the loading dock. Equipped with stairs and an ADA ramp.
- Backstage Elevator
  - Large Elevator in backstage hall, at the north end (SR) near loading dock
  - Interior Dimensions: 5'3" w x 8'10" d x 8'0" h
  - Door Dimensions: 4'5" w x 7'0" h
  - Capacity: 5000lbs

## House and Lobby

### Seats and Sections

SECTION	FIXED	SWIVEL (BOX)	WHEELCHAIR	TOTAL
Pit	69	0	8 (Removeable)	69
Orchestra	433	24	6	463
Parterre	457	52	8	517
Loge	261	36	2	300
Balcony	304	40	2	342
				1694


### Lobby Levels

The lobby is split into four levels:

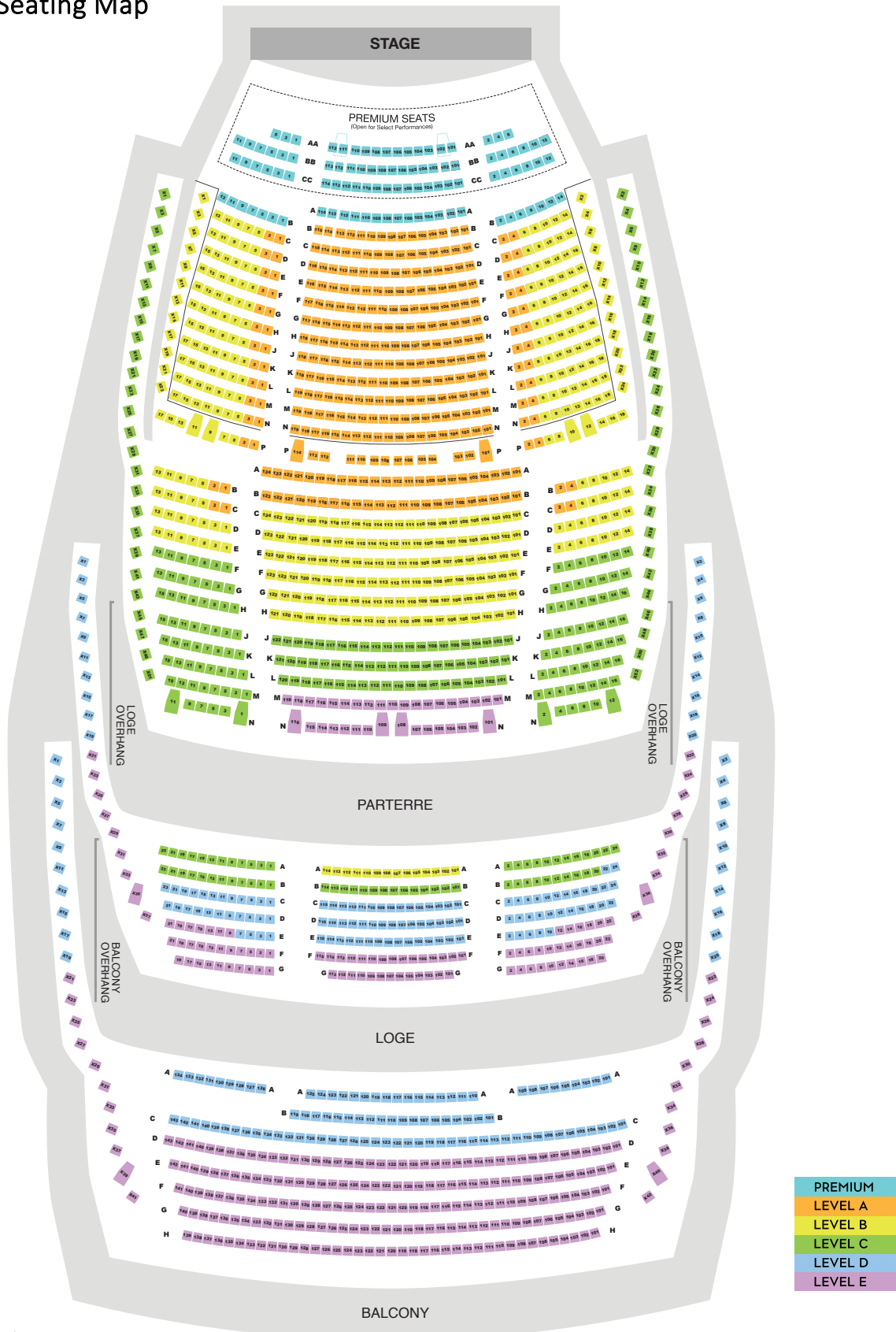
- Orchestra (Entrance Level)
- Parterre
- Loge (Contains the Art Gallery)
- Balcony (Contains Donor Lounge and Rooftop Terrace)

### ADA Information

- Dropoff is located on the south side of The Soraya near parking lot D1.
- There are several accessible parking spaces located in lot D1 and B1.
- All entrances to The Soraya are wheelchair accessible.
- Assisted Listening Devices are available upon request.
- Sign Language interpreters are available for all Soraya produced events upon request. The box office must be contacted at least two weeks prior to the requested event.



# General Seating Map



## Stage

### Stage Dimensions

Proscenium Height	32'0"
Proscenium Width	55'0"
Stage Depth	49'6" at Centerline (not including US Shell storage)
Apron Depth	6'6"
Center Line to Stage Right	56'0"
SR Wing	28'6"
Center Line to Stage Left	53'4"
SL Wing	25'10"
Scenery Door (USR)	12'0"w x 20'0"h
Stage Trap Individual	6'w x 3'd (16 individual traps)
Stage Trap Total Area	24'w x 12'd

### Stage Floor

- Stage floor is semi-sprung and consists of ¼" Compressed Hardboard on top of three (3) layers of ¾" tongue and groove plywood.
- There are continuous sleepers of 2" x 4"s set 24" off center, oriented upstage to downstage.
- 4" x 4" "Super W" neoprene pads are set 24" off center and 2" x 4" continuous snubbers 1/8" below floor 24" off center between sleepers.

### Marley Flooring (Black)

DIMENSIONS	QTY
70'	7
55'	7
40'	2
30'	8

### Pipe and Drape

ITEM	DIMENSIONS	QTY	NOTES
Drape	8'w x 7'h	20	0% Fullness
Bases	18"w x 18"l	17	
Uprights	8'h	18	
Telescopic Drape Support	7' – 12'w	11	Adjustable



## Orchestra Pit

- Pit Dimensions: 51'3" w x 12'3" d at centerline
- Depth – Lift can be set to the following levels. Other positions are subject to approval via House production staff and CalFire.
  - Stage level
  - One step (9" below stage level)
  - House (2'8.5" below stage level)
  - Orchestra pit (8'6" below stage level)
  - Trap room (13'6" below stage level)
- Motorized Gala Spiralift – Rated at (50lb/ft<sup>2</sup> Dynamic) (150lb/ft<sup>2</sup> Static)

## Orchestra Shell

- SECOA® Maestro® Full-Stage Acoustical Shell
- Three (3) ceiling units (all sets are motor assist from the rail, 3975lb capacity)
  - Lineset #10 – 49'w X 11'3"d
  - Lineset #24 – 43'w X 11'3"d
  - Lineset #40 – 36'w X 11'3"d
- Nine (9) enclosure towers
  - 12'w x 24'h
- Towers are stored upstage in alcove.
- Orchestra Shell Lights: ETC Source 4WRD LED Tungsten equivalent, 3200K color temp, 11,430 Lumens, 150W each, Line Dimming



### Risers, Tables, Chairs, Stands, etc.

RISERS	DIMENSIONS	QTY
Wenger Versalite Risers	4' x 8'	40
	4' x 6'	2
	4' x 4'	2
	45° Wedges	2
	4' 45° Wedges	2
Chair Railings	8'	10
	6'	5
	4'	12
Legs	40"	32
	32"	105
	24"	105
	16"	105
	8"	108
Hand Railings	8'	10
	6'	4
	4'	12
	6'	5

ITEM	DESCRIPTION	QTY
Tables	6' Folding Tables	30
Chairs	Orchestra	110
	Bass	10
	Cello	10
Music Stands Stand Lights	Music Stands	73
	Incandescent	130
	LED's	34

## Rigging

### General Information

Grid Height	76'10" to underside of steel
Batten High Trim	73'6"
Batten Length	76'0"
Batten Height	1'0" ladder truss
Batten Diameter	1½" ID Schedule 40 steel
Gridiron Deck	3" channel steel ribbons, open side down
Gridiron Loading	150lbs per/sq ft
Forestage Grid Height	62'0" to underside of steel
Gridiron Deck	3" channel steel ribbons, open side down
Gridiron Loading	150lbs per/sq ft
Linesets	60 at 8" centers, 7 lift lines per set, #57 - #60 are side pipes
Rail Type	Single purchase
Operation	SR at stage level
Traveler Tracks	LS #1 / #3 / #32 / #51
Arbors	2,375lbs capacity, 12' in Height Sets #58 and #59 are 3,000lbs capacity, 13'6" in Height

## Soft Goods / Drapery

SOFT GOODS	COLOR	DIMENSIONS	QTY	NOTES
Main Curtain	Gray	39'w x 35'h	2	75% Fullness, opening center
Blackout Drop	Black	35'w x 35'h	1	0% Fullness
Mid-Stage Traveler	Black	35'w x 35'h	1	75% Fullness, opening center
Up-Stage Traveler	Black	35'w x 35'h	1	75% Fullness, opening center
Velour Borders	Black	76'w x 10'h	5	
Velour Legs	Black	16'w x 35'h	5	Pairs
Velour Legs	Black	12'w x 35'h	1	Pair
Cyclorama	White	76'w x 40'h	1	Made to be backlit
Bounce	White	76'w x 40'h	1	Made to be frontlit
Scrim	Black	75'w x 35'h	1	Sharkstooth
Tab Curtains	Black	8'w x 40'h	10	5 per side of stage

### Fire Curtain

- Motor Control is SR on stage level.
- Emergency Release is located DSR and DSL against proscenium Wall.
- 58'0" w x 34'6" h
- Zhetex Framed Curtain
- Bottom 8'0" has two (2) layers of Gypsum Board Painted Black.

### Loading Bridge

- 61' to underside of lower bridge
- 69' to underside of upper bridge
- Ample supply of counterweight available.

### Chain Hoists

- Over stage operation is run by Skjonberg CS-800 Series 8-way.
- FOH Truss operation is run by Skjonberg 4-way controller.

ITEM	LENGTH/DESC	QTY	NOTES
1-Ton CM Lodestar Chain Hoists	80'	11	6 units in use for lighting truss storage
Motor Cable	100'	6	
	150'	6	
	50'	3	
Motors	1-Ton Stacking Motor	1	Located USR near Loading Door
	1-Ton Grid Motor	1	Located SL

### Pin Rail

- Wraps around the SL, SR, and US areas of the stage
- 44' from stage to underside

The Soraya Center for the Performing Arts  
Great Hall - Line Set Schedule

Rev. 8/21/2024

Line Set #	Show Item	House Description	House Item Detail	House Weight (APW)	Baton Length	Distance From PL	MAX EDL	Notes
01	NOT AVAIL TO SHIFT	Torm Panels			76'	1'-0"	2,865	
02					76'	1'-8"	2,865	
03	NOT AVAIL TO SHIFT	Main Drape	2 - 35'H x 35'W w/ Trav - Grey	45	76'	2'-4"	2,865	
04		Border - 1	10'H x 76'W Black Velour - Flat	5	76'	3'	2,865	
05		Legs - 1	2 - 35'H x 16'W Black Velour - Flat	5	76'	3'-8"	2,865	
06		**House Electrics equipment blocks this LS			76'	4'-4"	2,865	
07		Electric - 1	House Trim 26'-4"	55	76'	5'-0"	2,865	
08		**House Electrics equipment blocks this LS			76'	5'-8"	2,865	
09					76'	6'-4"	2,865	
10	NOT AVAIL TO SHIFT	Shell Ceiling - 1	Motor Assist w/ Ctrl			7'-0"	5,200	Permanent
11		Border - 2	10'H x 76'W Black Velour - Flat	5	76'	9'-0"	2,865	
12		Legs - 2	2 - 35'H x 16'W Black Velour - Flat	5	76'	9'-8"	2,865	
13		**House Electrics equipment blocks this LS			76'	10'-4"	2,865	
14		Electric - 2	House Trim 26'-9"	44	76'	11'-0"	2,865	
15		**House Electrics equipment blocks this LS			76'	11'-8"	2,865	
16					76'	12'-4"	2,865	
17					76'	13'-0"	2,865	
18	PLEASE REQUEST TO SHIFT	Projection Screen	15'9"H X 28'W	9.5	76'	13'-8"	2,865	
19		Border - 3	10'H x 76'W Black Velour - Flat	5	76'	14'-4"	2,865	
20		Legs - 3	2 - 35'H x 16'W Black Velour - Flat	5	76'	15'-0"	2,865	
21		Electric - 3	House Trim 27'-0"	49	76'	17'-0"	2,865	
22		**House Electrics equipment blocks this LS			76'	17'-8"	2,865	
23					76'	18'-4"	2,865	
24	NOT AVAIL TO SHIFT	Shell Ceiling - 2	Motor Assist w/ Ctrl			19'-0"	5,200	Permanent
25					76'	19'-8"	2,865	
26					76'	20'-4"	2,865	
27		Border - 4	10'H x 76'W Black Velour - Flat	4	76'	21'-0"	2,865	
28		Legs - 4	2 - 35'H x 16'W Black Velour - Flat	4.5	76'	21'-8"	2,865	
29		**House Electrics equipment blocks this LS			76'	22'-4"	2,865	
30		Electric - 4	House Trim 26'-8"	22	76'	23'-0"	2,865	
31	PLEASE REQUEST TO SHIFT	Soraya Signs		13	76'	25'-0"	2,865	
32	NOT AVAIL TO SHIFT	Mid Traveler	2 - 35'H x 39'W Black Velour - Full	19	76'	25'-8"	2,865	
33					76'	26'-4"	2,865	
34		Border - 5	10'H x 76'W Black Velour - Flat	5	76'	27'-0"	2,865	
35		Legs - 5	2 - 35'H x 16'W Black Velour - Flat	4.5	76'	27'-8"	2,865	
36		**House Electrics equipment blocks this LS			76'	28'-4"	2,865	
37		Electric - 5	House Trim 25'-3"	16	76'	29'-0"	2,865	
38		**House Electrics equipment blocks this LS			76'	29'-8"	2,865	
39					76'	30'-4"	2,865	
40	NOT AVAIL TO SHIFT	Shell Ceiling - 3	Motor Assist w/ Ctrl			31'-0"	5,200	Permanent
41					76'	33'-0"	2,865	
42					76'	33'-8"	2,865	
43		Black Scrim	35'H x 76'W Black	4	76'	34'-4"	2,865	
44					76'	35'-0"	2,865	
45					76'	35'-8"	2,865	
46		Border - 6	10'H x 76'W Black Velour - Flat	4	76'	36'-4"	2,865	
47		Legs - 6	2 - 35'H x 12'W Black Velour - Flat	4	76'	37'-0"	2,865	
48		Cyclorama	40'H x 76'W White	9	76'	37'-8"	2,865	
49		U.S. Blackout Drop	2 @ 35'H X 36'W	13	76'	38'-4"	2,865	
50		Electric - 6	Cyc LED Lighting	12	76'	39'-0"	2,865	
51	NOT AVAIL TO SHIFT	Upstage Traveler	2 - 36'H x 39.5'W Black - Full	24	76'	41'-0"	2,865	50% Fullness
52					76'	41'-8"	2,865	
53		Bounce	35'H x 75'W	8	76'	42'-4"	2,865	
54					76'	43'-0"	2,865	
55					76'	43'-8"	2,865	
56		Black Out Drop	2 - 35'H x 35'W Black	10	76'	44'-4"	2,865	
57		SR Tab Curtain	5 - 40'H x 8'W Black	10		to CL	2,865	
58		SR Tab Electric	5 Ladders	36		to CL	3,500	
59		SL Tab Electric	5 Ladders	35		to CL	3,500	
60		SL Tab Curtain	5 - 40'H x 8'W Black	10		to CL	2,865	

# Lighting

## Power

- All panels are 120/208 VAC 3 Phase Switches with Cam-Lok connections.
- Please inquire for Cam-Lok cable and accessory inventory.

LEVEL	LOCATION	AMPS	QTY	NOTES
Dock	Dock	200 Amp	2	
Stage Level	USL	400 Amp	2	
		200 Amp	1	
	DSL	200 Amp	2	Isolated Audio Power
	USR	400 Amp	1	
		200 Amp	1	
DSR	200 Amp	1	Isolated Audio Power	
Gallery Level	USR	200 Amp	1	
Grid Level	USC	200 Amp	1	
Forestage Level	Center	200 Amp	1	
Catwalk (FOH)	HR	200 Amp	1	

## Control Booth

- Control Booth is located on the Parterre Level, back of house, approximately 120' from stage proscenium opening.
- Contains four rooms:
  - Lighting Control/SM Position
  - Video/Projection
  - Audio
  - Live Stream

## Light Plot

Drafting Package available upon request.

## Spot Lights

- (2) STRONG Super Trouper II
- 1.6k Wattage

## Dimmers

LEVEL	LOCATION	QTY 20 AMP CIRCUITS	QTY NETWORK PORT	NOTES
Stage Floor	DSR Wall	8	3	
	USR Wall	6	2	
	DSL Wall	8	1	
	MID SL Wall	-	1	
	USL Wall	6	1	
	USC Wall	6	-	1 50 Amp Circuit
	SR Ante Pro Wall	4	1	
	SL Ante Pro Wall	4	1	
Floor Pockets	SR	4	-	5 Pockets
	SL	4	-	5 Pockets
	UC	4	2	5 Pockets
Fly Galleries	SR	132	2	Used for onstage electrics
	SL	132	-	Used for onstage electrics
Grid	Grid	18	1	
Orchestra Pit	Orchestra Pit	6	1	
Trap Room	Trap Room	6	1	
House Box Booms	HL Lower	4	1	
	HR Lower	4	1	
	HL Middle	4	1	
	HR Middle	4	1	
	HL Upper	4	1	
	HR Upper	4	1	
House Troms	HL Lower	6	1	1 50 Amp Circuit
	HR Lower	6	1	1 50 Amp Circuit
	HL Upper	6	1	1 50 Amp Circuit
	HR Upper	6	1	1 50 Amp Circuit
Follow Spot Booth	Follow Spot Booth	2	1	1 50 Amp Circuit 3 L620-30a 250v (Follow Spot Power)
FOH Catwalks	Catwalk #1	24	2	2 50 Amp Circuits
	Catwalk #2	31	2	1 50 Amp Circuit
	Catwalk #3	31	2	1 50 Amp Circuit
	Follow Spot Booth Cat	6	-	
Mid House Mix Position	Mid House Mix Position	-	2	
Control Booth	Control Booth	-	3	See page 13

## Inventory

	INSTRUMENT	QTY
Hung Fixtures	S4 5 Degree	0
	S4 10 Degree	13
	S4 14 Degree	22
	S4 19 Degree	44
	S4 26 Degree	78
	S4 36 Degree	74
	S4 50 Degree	0
	Lustr 19 Degree	2
	Lustr 26 Degree	18
	Lustr 36 Degree	10
	ETC D60 vivid	28
	ETC D60 lustr	2
	Ayrton Diablo S	12
	Ayrton Zonda 9 FX Wash	10
	Highend Solaframe TC	5
	chromaQ colorforce 72	5
ETC Selador vivid 11	13	

	INSTRUMENT	QTY
Racked Fixtures	S4 5 Degree	0
	S4 10 Degree	1
	S4 14 Degree	4
	S4 19 Degree	29
	S4 26 Degree	18
	S4 36 Degree	22
	S4 50 Degree	10
	S4 Par	34
	Loose Barrels	S4 5 Degree

## Audio

### Mixing Consoles & Mix Positions

- DiGiCo SD7 v1742 – Mid House Mix – Main Console
  - Mid House Mix is located 60' from proscenium.
  - Footprint – 8'6" d x 15'2" w
  - Mix platform is sunk 21" below last row of Orchestra section.
- DiGiCo SD12 v1742 – On-stage – Monitor Console
  - Note: SD7 and SD12 operate on a single Optocore loop
- DiGiCo S21 v3.0.15 – Control Booth & System Drive – Alternate mix console
- Yamaha M7CL-48 v3.40 & PW800W – Available upon request
- Whirlwind Super Tour 56-channel analog three-way split deployed as standard when FOH & monitor consoles are in use.

## Main Audio Array

- (20) L-Acoustics K3i left and right line array (10 loudspeakers per side)
- (8) L-Acoustics KS21i flown cardioid subwoofers (four subwoofers per side, flown behind K3i)
- (12) L-Acoustics Kara Ili center line array
  - Note: All arrays may be hoisted out of sight as needed
- (4) L-Acoustics KS28 deployable ground stacked subwoofer loudspeakers
- (3) L-Acoustics A10i Wide/Focus balcony level loudspeakers in LCR configuration
- (4) L-Acoustics X8 balcony box suite L/R out fill loudspeakers
- (7) L-Acoustics 5XT installed front fill loudspeaker (pit & stage lips respectively)
- (2) Renkus-Heinz IC-24R Column proscenium-mounted Speech Reinforcement System
- The house PA is permanently hung to the venue's structure using proprietary frames and rigging points. Touring systems cannot be hung in its place.

## Stage Monitoring

- (8) d&b Audiotechnik M4 coaxial 15" floor monitor loudspeakers
- (4) L-Acoustics X12 coaxial 12" floor monitor loudspeakers
- (4) Shure P10T IEM Transmitter & (8) P10R+ IEM Receiver, band G10
  - Note: Limited quantities of Shure SE112 earbuds are available for use – please request in advance
- (4) L-Acoustics X12 side-fill loudspeakers flown on SR/SL ladders (LS 58 & 59)
- (2) EAW SM15 Bi-Amp 15" floor monitor loudspeaker
- (1) EAW SB625 subwoofer

## Miscellaneous Loudspeakers

- (2) L-Acoustics 108p coaxial 8" self-powered monitor loudspeakers
- (6) L-Acoustics 5XT

## Power

- 120/208v 3-ph 200-amp DSL & DSR company switches (Isolated Ground Audio Power)
- TMB ProPower distro with (12) L21-30 outlets & (24) Edison outlets
- 120/208v 3-ph 200-amp DSR company switch (Isolated Ground Audio Power)
- Isolated Ground audio power located throughout venue. Please inquire about specific locations.



## Microphone Inventory

WIRED MICROPHONES				
MANUFACTURER	MODEL	QTY	TYPE	NOTES
Shure	SM58	9	Dynamic Vocal	
Shure	Beta 58A	4	Dynamic Vocal	
Shure	Beta 87A	2	Condenser Vocal	
Shure	SM57	8	Dynamic Instrument	
Shure	Beta 52A	2	Dynamic Instrument	
Shure	Beta 57A	2	Dynamic Instrument	
Shure	Beta 56A	4	Dynamic Instrument	
Shure	Beta 98AD/C	9	Condenser Instrument	
Shure	Beta 91A	2	Condenser Instrument	
Shure	Beta 181	2	Condenser Instrument	Cardioid capsules
Shure	KSM32	2	Condenser Instrument	
Shure	KSM44A	2	Condenser Instrument	
Shure	KSM137	10	Condenser Instrument	
Sennheiser	e604	5	Dynamic Instrument	
Sennheiser	MD421	4	Dynamic Instrument	
AKG	C414-B ULS	2	Condenser Instrument	
AKG	C214	2	Condenser Instrument	Matched pair
AKG	D112	1	Dynamic Instrument	
Royer Labs	R10	2	Ribbon Instrument	Matched pair
Beyerdynamic	M88-TG	2	Dynamic Instrument	
Neumann	KM184	4	Condenser Instrument	Matched pairs
Shure	MX418	2	Condenser Podium	18" Gooseneck, interchangeable super cardioid & omni capsules
Crown	PCC 160	4	Condenser Boundary	
DPA	4099	4	Condenser Instrument	XLR or TA4F termination
DPA	4099 Loud	2	Condenser Instrument	XLR or TA4F termination
DPA	4061-FM	8	Condenser Instrument	Beige color, XLR or TA4F termination

WIRELESS MICROPHONES - ALL SHURE UHF-R				
MANUFACTURER	MODEL	QTY	TYPE	NOTES
Shure	UR1-G1	10	Belt pack Transmitter, Band G1	Any combination of transmitters, up to 20, may be used
Shure	UR1-H4	10	Belt pack Transmitter, Band H4	
Shure	UR2-G1	10	Handheld Transmitter, Band G1	
Shure	UR2-H4	10	Handheld Transmitter, Band H4	
Shure	RPW112	16	Wireless Element	Interchangeable SM58 Capsule
Shure	RPW118	4	Wireless Element	Interchangeable Beta 58A Capsule
Shure	RPW120	2	Wireless Element	Interchangeable Beta 87A Capsule
Shure	RPW186	4	Wireless Element	Interchangeable KSM9HS Capsule, black
Shure	WL93	2	Lavalier Microphone	
Shure	WL185	6	Lavalier Microphone	
DPA	4088-F	5	Headset Microphone	Beige color
Earthworks	M23	3	Measurement Microphone	
DIS, ADAPTERS, MISC. EQUIPMENT				
MANUFACTURER	MODEL	QTY	TYPE	NOTES
Countryman	Type 85	2	DI Box	
Radial	JDI	4	DI Box	
Radial	Stereo JDI	2	Stereo DI Box	
Radial	J48	4	DI Box	
Radial	ProAV2	2	AV DI Box	
Radial	Pro-RMP	2	Re-Amp Box	
Radial	Pro-ISO	1	Stereo Line Converter and Isolator	
Shure	QLXD2	2	Wireless Handheld Transmitter	Beta 58A, used for house announcements & VOG

## Routing & System Management

- L-Acoustics Network Manager – system management
- L-Acoustics P1 & M1 – measurement & calibration platform
  - Note: Manufacturer EQ and full system time alignment is programmed into all amplified controllers and cannot be changed. Upon request, full access to the front-end system processor (system-wide EQ, trim, and delay) will be provided.
- SMAART v9 Suite – SPL, measurement & calibration platform
- QSC Q-SYS system management for back of house audio routing and processing, assistive listening system, and lobby audio & video distribution
- Drive inputs (left, center, right, subwoofer, front fills) via Analog XLR or Dante available upon request

## Auxiliary Equipment

- DiGiCo SD MiNi Rack (16 analog in/0 outputs) via BNC MADI at Mid-House Mix
- Klark Teknik DN370 1/3 octave graphic equalizer
- Sony MDR-7506 Stereo Headphones
- Sennheiser HD 280 Headphones

## Playback Devices

- Fixed Devices:
  - Denon DN-700R dual SD Recorder/Player
  - Apple Mac mini via MGB SoundGrid
- Portable Devices:
  - (2) Focusrite Scarlett 6i6
  - (1) MOTU M6
  - QLab 5 via Apple MacBook Pro – audio and video licenses

## Recording Devices

- Fixed Devices:
  - **Please request all use of MGB or UB MADI in advance.**
  - DiGiCo SD7 via DigiGrid MGB – 128 channels @ 48K, 64 channels @ 96K
  - DiGiCo SD12 via UB MADI – 48 channels @ 48K
  - DiGiCo S21 via UB MADI – 48 channels @ 48K
  - Denon DN-700R dual SD Recorder/Player
- Portable Devices:
  - Zoom H4n
  - Focusrite Scarlett 6i6 via Apple MacBook Pro

## IR Audience Listening System

- (70) Listen Technologies Listen Everywhere 1020 receivers
- (15) Listen Everywhere Inductive Loop units

## Production Communications

- Clear-Com FreeSpeak II Base Station, 1.9 GHz DECT band
- (10) Clear-Com FreeSpeak II Belt pack
- (6) Wireless Transceivers located DSR, USR, USL, Dock, Control Booth, Pit
- Venue-wide hardwired two channel, 2-wire Clear-Com party-line (corridors, support & tech rooms, dressing rooms, stage panels)
- Back-of-house page via Clear-Com FSII Belt pack & SR, SL & control booth page microphones
- Back-of-house page via Clear-Com FSII Belt pack & SR, SL & control booth page microphones

## Video and Projections

### Projector

- Subject to additional cost
- (1) \*Panasonic PT-RQ22K 3-Chip DLP Laser Projector
  - Note: Projector typically operates at 1080p/60fps due to venue cabling but can be increased to 4K with AJA HA5-4K mini converter under limited circumstances. Please inquire for more information.
- (1) Panasonic 2.4-4.7:1 (ET-D75LE30) throw ratio zoom lens
- (1) Panasonic 4.6-7.4:1 (ET-D75LE40) throw ratio zoom lens
- (1) Chief VCMU Heavy Duty Universal projector mount

*\* When preparing video content, please render at 1080p or 2160p, 29.97 fps or 59.94 fps*

### Routing

- Venue-wide routing of analog and SDI video over BNC cable
- BlackMagic VideoHub 20x20 (located in trap room)
- Decimator and BlackMagic bi-directional HDMI-SDI converters available upon request

### Screen

- 15'9" h x 28' w, Matt White, 16:9 aspect ratio (on LS 18)
- Approximate throw distances:
  - 130' to ProjectionScreen
  - 155' to Cyclorama

## Video Monitor System

- Panasonic AW-HE40HK PTZ camera at Loge Level rail distributed to lobby monitors, Stage Manager station & mid-house position SD7 video monitor
- Backstage video monitoring available upon request

## Other

### Pianos

- Qty. 2 Steinway Model D (New York), 2010, satin black finish
- Steinway Model D (New York), 2023, gloss black finish
- Note: Standard tuning of all YSNC pianos is A=440 Hz. Please notify us if your production requires an alternate tuning.

### Dressing Rooms

- Access: Backstage Artist Entrance (southeast side, adjacent to loading dock)
- All include restrooms and showers.

LEVEL	DRESSING RM	QTY	CAPACITY
Stage Level	Star Dressing Rooms	2	3
Basement Level	“Quad” Dressing Rooms	4	4
	Chorus Dressing Rooms	2	25

### Zev Rehearsal Room

Access	3 <sup>rd</sup> Floor in southeast corner of building
Dimensions	54’w x 51’d
Floor	Semi-Sprung black painted Masonite
Grid	Static Steel Pipe @ 20’
Dimmers	48 ETC Sensor Rack
Control	Emphasis Control System with ETC Smart Fade Light Board
Instruments	(20) Source 4 Pars (22) 436J Source 4 Jr. 36° (10) 450J Source 4 Jr. 50°
Audio	Rolls RM169 Rackmount Mixer (two mic inputs, 3.5mm Aux input, Bluetooth audio input) (2) Shure GLX-D Wireless Microphones (4) JBL Control 29AV loudspeakers

## Green Room

- Located on the Stage Level
- 20-person capacity

## Production Office & Warmup Room

- A sound-proof warmup room is available to clients for any rehearsal or as additional space. This space also serves as the touring production office.
- Boston UP-118E upright piano located in the room.
- 12-person capacity